



GREAT OAKS INVITATIONAL GOLD ROUND

HOST: SOUTHERN YACHT CLUB
DATE: NOVEMBER 22-23, 2014
TYPE: NATIONAL INVITATIONAL REGATTA
BOAT: C420
SCORING: 1 DIVISION



SCORE SUMMARY

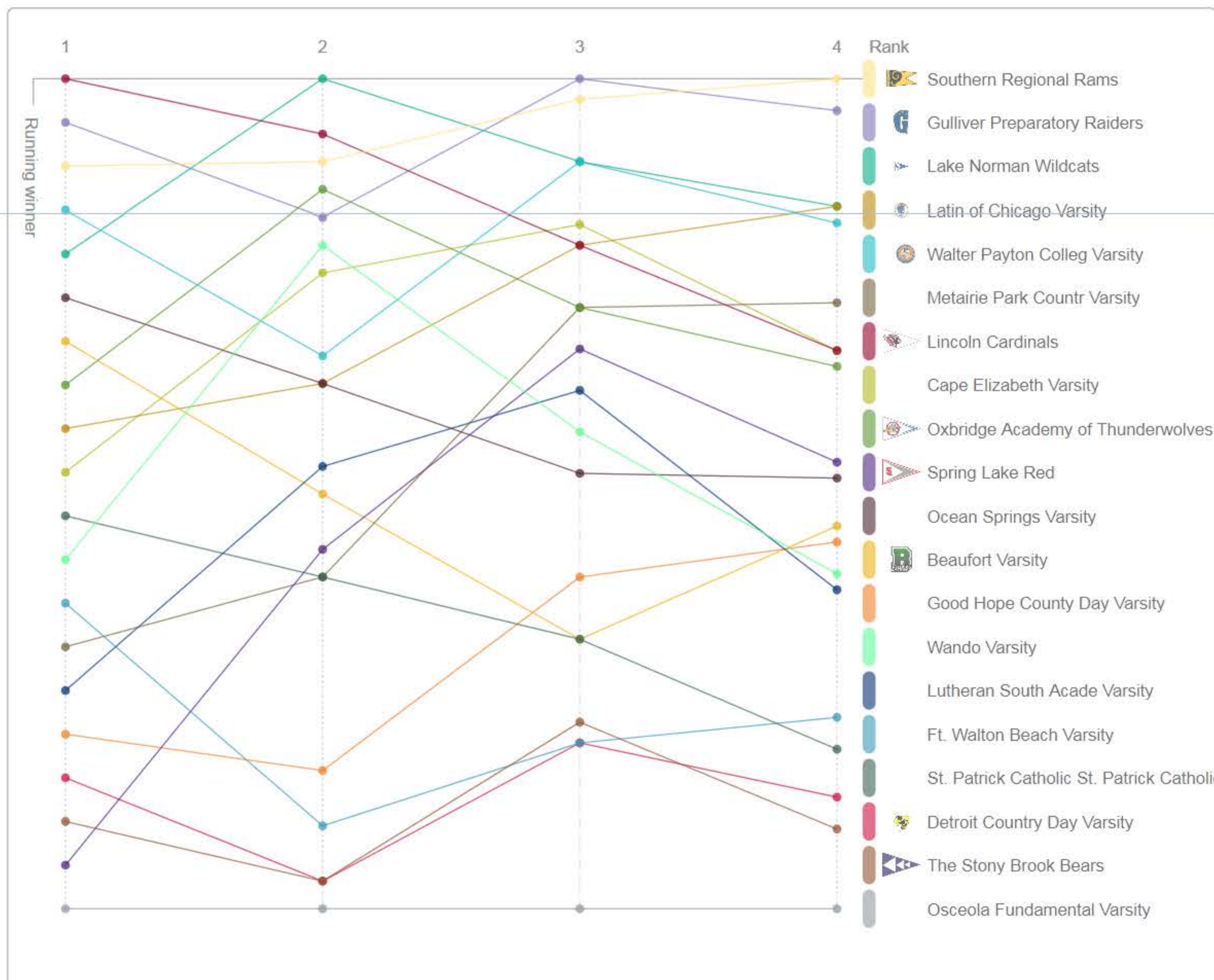
Table with 5 columns: Rank, School, Team, A, TOT. Lists 20 teams and their scores.

Legend table with 2 columns: Sym., Explanation. Explains symbols * and **.

SCORE HISTORY

The following chart shows the relative rank of the teams as of the race indicated. Note that the races are ordered by number, then division, which may not represent the order in which the races were actually sailed.

The first place team as of a given race will always be at the top of the chart. The spacing from one team to the next shows relative gains/losses made from one race to the next. You may hover over the data points to display the total score as of that race.





GREAT OAKS INVITATIONAL SILVER RND

HOST: SOUTHERN YACHT CLUB
DATE: NOVEMBER 22-23, 2014
TYPE: NATIONAL INVITATIONAL REGATTA
BOAT: C420
SCORING: 1 DIVISION



SCORE SUMMARY

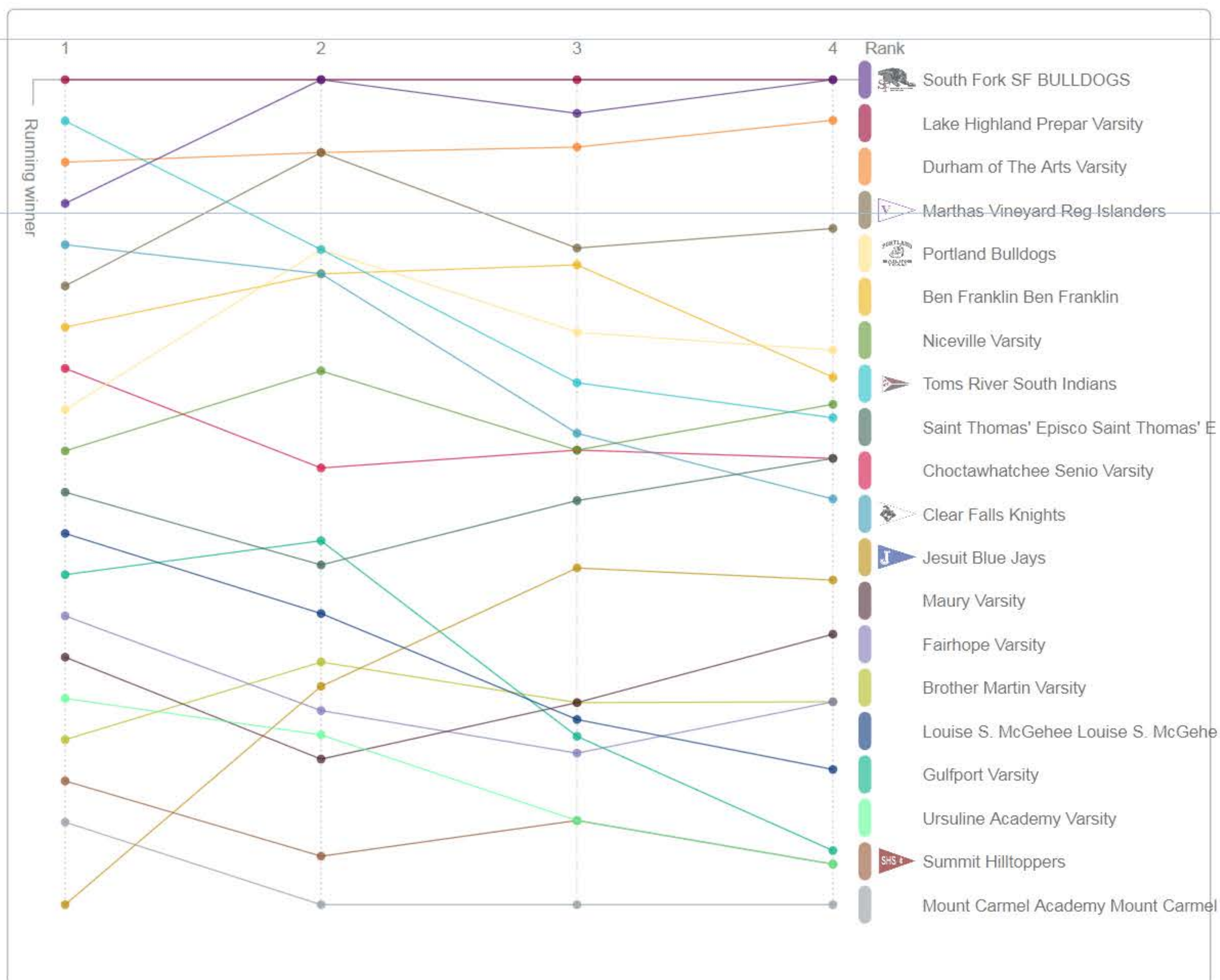
Table with columns: Rank, School, Team, A, TOT. Lists 20 teams and their scores.

Legend table with columns: Sym., Explanation. Explains symbols like *, **, b, c.

SCORE HISTORY

The following chart shows the relative rank of the teams as of the race indicated. Note that the races are ordered by number, then division, which may not represent the order in which the races were actually sailed.

The first place team as of a given race will always be at the top of the chart. The spacing from one team to the next shows relative gains/losses made from one race to the next. You may hover over the data points to display the total score as of that race.





GREAT OAKS INVITATIONAL BLUE REGATT

HOST: SOUTHERN YACHT CLUB
 DATE: NOVEMBER 22-23, 2014
 TYPE: NATIONAL INVITATIONAL REGATTA
 BOAT: C420
 SCORING: 1 DIVISION



SCORE SUMMARY

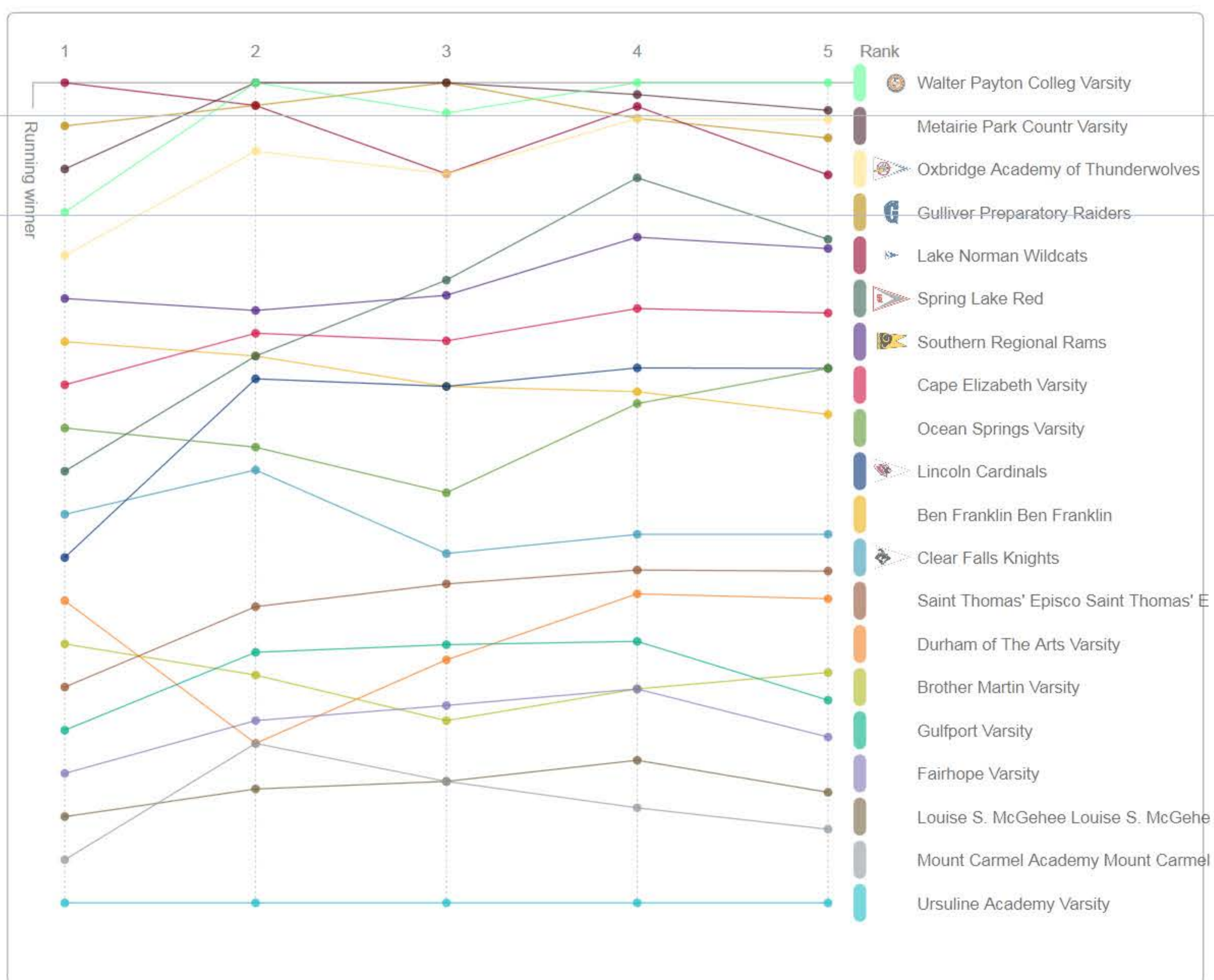
	School	Team	A	TOT
1	Walter Payton College Preparatory High School	Varsity	14	14
2	Metairie Park Country Day School	Varsity	17	17
3	Oxbridge Academy of the Palm Beaches	Thunderwolves	18	18
4	Gulliver Preparatory School	Raiders	20	20
5	Lake Norman High School	Wildcats	24	24
6	Spring Lake High School	Red	31	31
7	Southern Regional High School	Rams	32	32
8	Cape Elizabeth High School	Varsity	39	39
* 9	Ocean Springs High School	Varsity	45	45
* 10	Lincoln High School - Portland, OR	Cardinals	45	45
11	Ben Franklin High School	Ben Franklin	50	50
12	Clear Falls High School	Knights	63	63
13	St. Thomas' Episcopal	Saint Thomas' Episco	67	67
14	Durham School of The Arts	Varsity	70	70
15	Brother Martin	Varsity	78	78
16	Gulfport High School	Varsity	81	81
17	Fairhope High School	Varsity	85	85
18	Louise S. McGehee	Louise S. McGehee	91	91
19	Mount Carmel Academy	Mount Carmel Academy	95	95
20	Ursuline Academy	Varsity	103	103

Sym. **Explanation**
 * Head-to-head tiebreaker

SCORE HISTORY

The following chart shows the relative rank of the teams as of the race indicated. Note that the races are ordered by number, then division, which may not represent the order in which the races were actually sailed.

The first place team as of a given race will always be at the top of the chart. The spacing from one team to the next shows relative gains/losses made from one race to the next. You may hover over the data points to display the total score as of that race.



Block...





GREAT OAKS INVITATIONAL RED REGATTA

HOST
DATE
TYPE
BOAT
SCORING

SOUTHERN YACHT CLUB
NOVEMBER 22-23, 2014
NATIONAL INVITATIONAL REGATTA
C420
1 DIVISION



SCORE SUMMARY

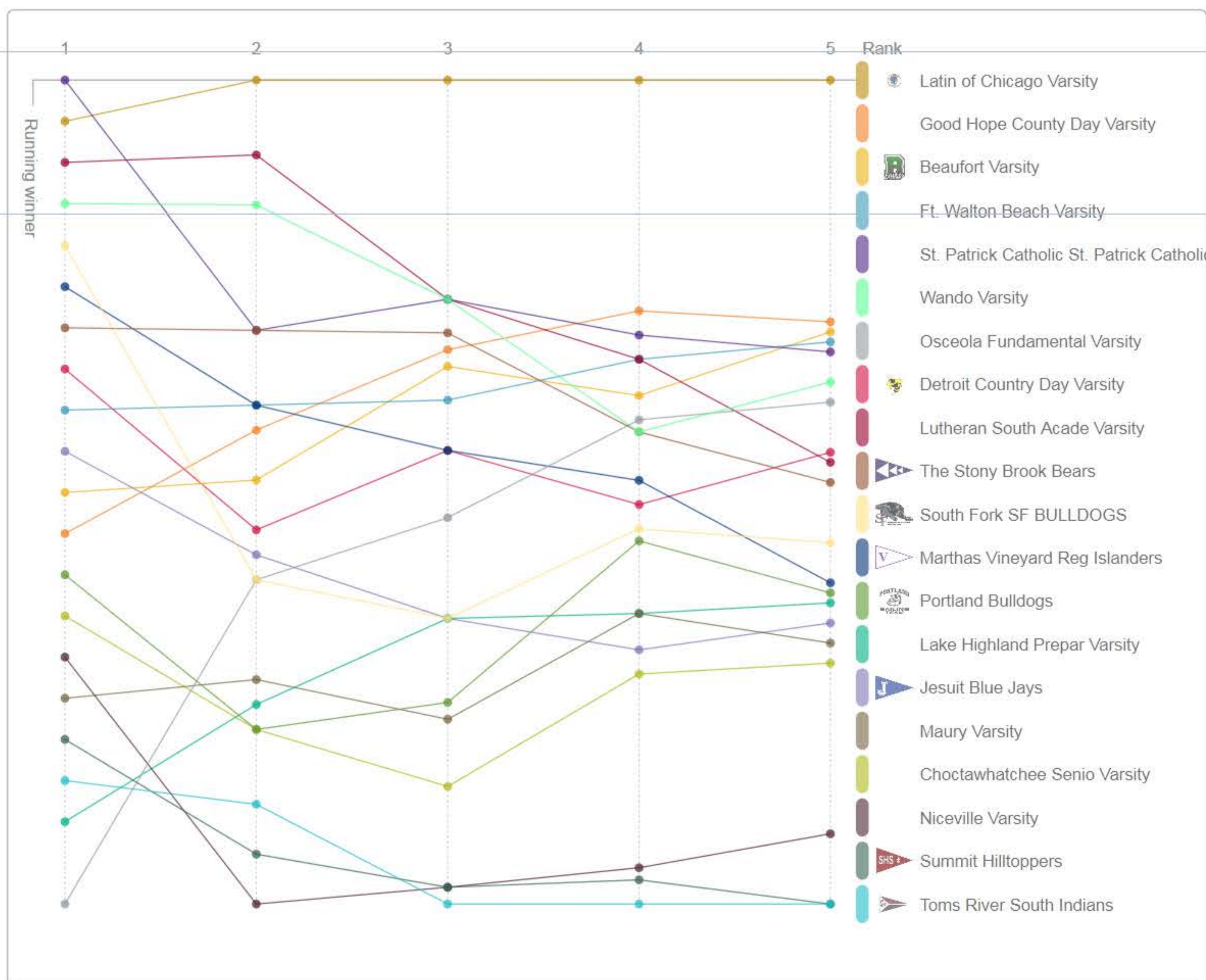
	School	Team	A	TOT
1	Latin School of Chicago	Varsity	7	7
2	Good Hope County Day School	Varsity	31	31
3	Beaufort High School	Varsity	32	32
4	Ft. Walton Beach High School	Varsity	33	33
5	St. Patrick Catholic High School	St. Patrick Catholic	34	34
6	Wando High School	Varsity	37	37
7	Osceola Fundamental High School	Varsity	39	39
8	Detroit Country Day School	Varsity	44	44
9	Lutheran South Academy	Varsity	45	45
10	The Stony Brook School	Bears	47	47
11	South Fork High School	SF BULLDOGS	53	53
12	Marthas Vineyard RHS	Islanders	57	57
13	Portland High School	Bulldogs	58	58
14	Lake Highland Preparatory School	Varsity	59	59
15	Jesuit High School	Blue Jays	61	61
16	Maury High School	Varsity	63	63
17	Choctawhatchee Senior High School	Varsity	65	65
18	Niceville High School	Varsity	82	82
* 19	Summit High School	Hilltoppers	89	89
* 20	Toms River South	Indians	89	89

Sym.	Explanation
*	Head-to-head tiebreaker

SCORE HISTORY

The following chart shows the relative rank of the teams as of the race indicated. Note that the races are ordered by number, then division, which may not represent the order in which the races were actually sailed.

The first place team as of a given race will always be at the top of the chart. The spacing from one team to the next shows relative gains/losses made from one race to the next. You may hover over the data points to display the total score as of that race.



Block

